



PACIFIC LIFE

PACIFIC PROTECTIVE GROWTH CAP RATE CREDITING STRATEGY

Pacific Protective Growth is a registered index-linked annuity.



INVESTMENT AND INSURANCE PRODUCTS ARE:

- NOT FDIC INSURED • NOT INSURED BY ANY FEDERAL GOVERNMENT AGENCY
- NOT A DEPOSIT OR OTHER OBLIGATION OF, OR GUARANTEED BY, THE BANK OR ANY OF ITS AFFILIATES • SUBJECT TO INVESTMENT RISKS, INCLUDING POSSIBLE LOSS OF THE PRINCIPAL AMOUNT INVESTED

Choices for Growth and Protection


Pacific Protective Growth is a registered index-linked annuity contract that offers growth opportunities, including crediting strategies tied to the performance of an index, while providing a level of protection against the amount of loss you may incur. You do not invest directly in an index or the market.

The **Cap Rate crediting strategy** sets a maximum amount of an index return that can be credited. A cap rate limits the potential positive index return that may be applied. If the index returns less than the cap rate, the actual return percentage is credited. If it returns more, the cap rate is credited. The cap rate is guaranteed for the initial term that you select.

Three Steps to Customize the Cap Rate Crediting Strategy

Work with your financial professional to make choices that support your retirement-planning objectives.

1 **Select the market indexes¹** that will help determine your interest crediting.



Composed of 500 equity securities of large-cap U.S. companies.



Tracks the Nasdaq-100 Index[®], which includes 100 of the largest nonfinancial companies listed on the Nasdaq Stock Market[®].



Seeks to track the investment results of an index composed of small-cap U.S. equities.



Tracks the performance of large- and mid-cap companies across 21 developed markets around the world (excluding the U.S. and Canada).



Provides exposure to well-capitalized companies with strong market positions and a history of profitability.

2 **Select the level of protection** that aligns with your tolerance for market risk.

Buffer

This option protects against negative index returns up to your chosen buffer percentage. You can choose a **10%**, **15%**, **20%**, or **100%** buffer.

- The 10% buffer is offered only with 1-, 2-, and 3-year terms.
- The 15% buffer is offered only with 1- and 6-year terms.
- The 20% buffer is offered only with 2-, 3-, and 6-year terms.
- The 100% buffer is offered only with 1- and 6-year terms.

3 **Choose the term** that best fits your time horizon.

1-, 2-, 3-, and 6-year² terms are available. To make more frequent adjustments, consider a shorter term; if you want longer exposure to index performance with higher rates, consider a longer term. At the end of the chosen term, you can reallocate into a new term or a different crediting strategy. To reallocate into another 6-year term in any crediting strategy, you must elect to renew the market value adjustment (MVA).³

All guarantees are subject to the claims-paying ability and financial strength of the issuing insurance company.

A registered index-linked annuity is an insurance contract and is subject to investment risk; its value will fluctuate and loss of principal is possible.

The indexes are unmanaged and not available for direct investment. The index performance does not include the reinvestment of dividends. When allocating to an index that is linked to the performance of an ETF, that is not an investment in the ETF. Index-based ETFs seek to track the investment results of a specific market index. Due to a variety of factors, including the fees and expenses associated with an ETF, an ETF's performance may not fully replicate or may, in certain circumstances, diverge significantly from the performance of the underlying index.

²The 6-year term is not available with the optional living benefit.

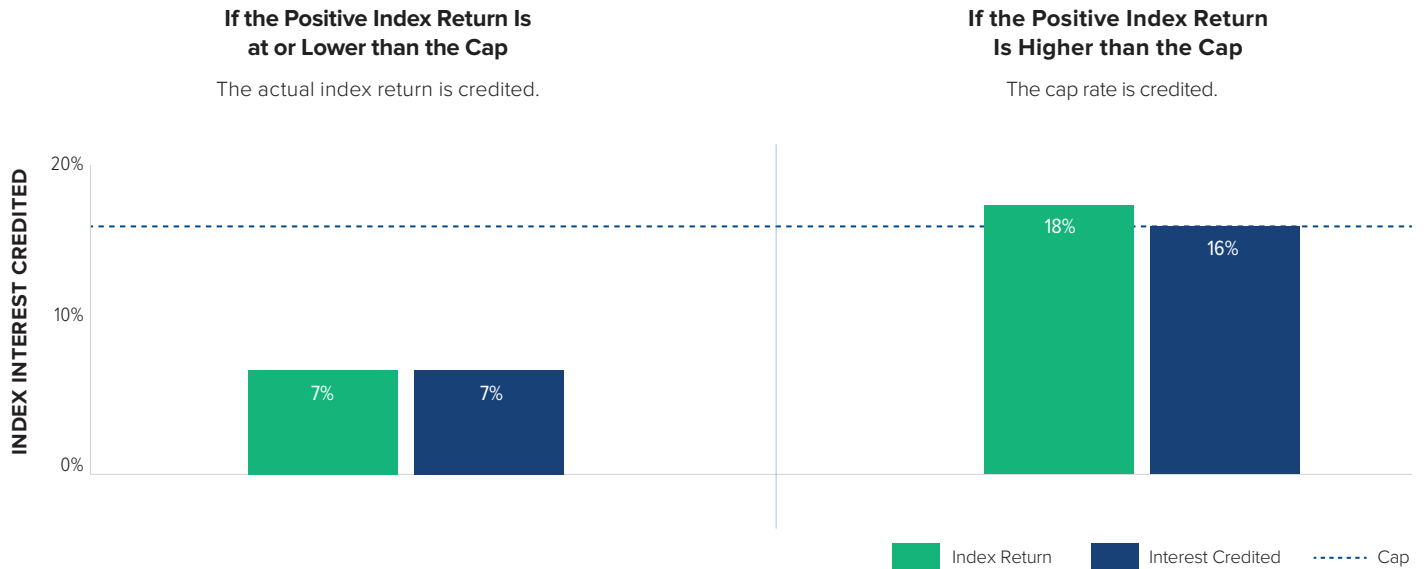
³An MVA is a positive or negative adjustment to amounts withdrawn that exceed the 10% free withdrawal amount during any MVA term. The MVA reflects changes in market interest rates and automatically applies during the first six contract years. At the end of an MVA term, you may renew the MVA. The MVA term for renewals runs in 6-year increments. If you do not renew, only 1-, 2-, and 3-year crediting strategy terms will be available going forward. For more information about the MVA, please see the prospectus.

How It Works

The hypothetical charts in this brochure show you how the Cap Rate crediting strategy works in both positive and negative markets.¹ Any interest earned or losses incurred are applied at the end of the term.

Upside Opportunities

The chart scenarios assume a hypothetical 16% cap.



Performance Lock

The Performance Lock feature provides the ability to lock in the value of a crediting strategy between the start and end of a term.

- After lock-in, you earn a fixed rate of interest on that value, called the “interim value,” until the next contract anniversary.
- You can do this only once during a term and only after the first 60 days of the term.
- With Performance Lock, you could potentially lock in a value that, along with interest credited, exceeds what the crediting strategy rates would have provided at the end of the term. However, there is no guarantee the locked-in value will prove favorable.

After lock-in, the rates and loss protection of the crediting strategy will no longer apply.²

Pacific Life Insurance Company reserves the right to change or modify any non-guaranteed or current elements. The right to modify these elements is not limited to a specific time or reason.

¹The hypothetical examples are intended for illustrative purposes only and assume that an optional benefit is not elected, no withdrawals are taken, and that the contract was held to full term. They are not intended to predict your index or strategy returns and are not indicative of actual market, index, or financial product performance. Cap rates may be higher or lower than the initial rates but will never be less than the guaranteed minimum rates. Subsequent rates may differ from the rates used for new contracts or for other contracts issued at different times. The crediting strategy illustrated uses a point-to-point crediting approach, which means the index price on the term start date is compared to the index price on the term end date to determine the index return.

²If the Performance Lock feature is elected, there will be no interest credit or protection of the buffer or floor to mitigate any loss at the end of that term. If Performance Lock is used to lock in an interim value that is lower than the investment base on the term start date, a loss could be locked in. Contact us at our Service Center to obtain interim value(s) for any allocated index-linked option. However, Pacific Life has no ability to determine the interim value that will be locked in prior to the Performance Lock request. Once Performance Lock is exercised, it cannot be changed and the locked-in amount cannot be transferred to a new crediting strategy until the next contract anniversary.

Downside Protection

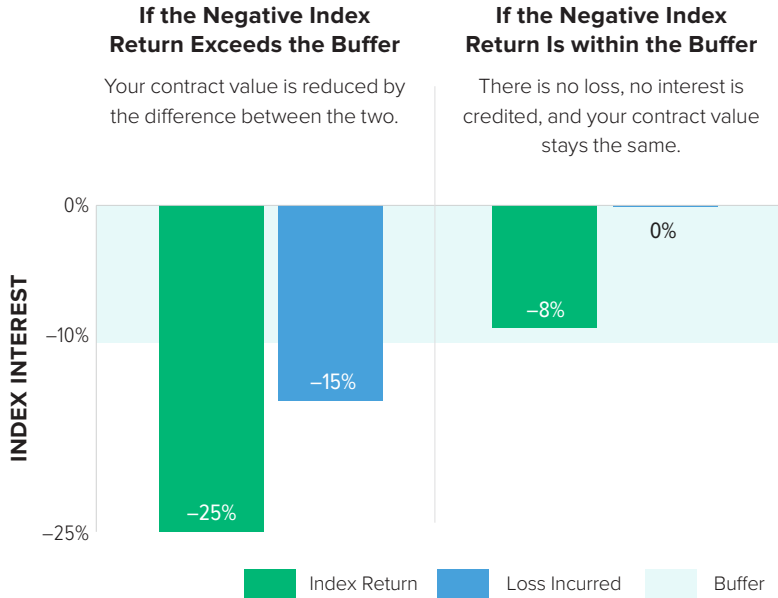
Pacific Protective Growth offers choices for protection to shield against a portion or all of index losses, depending on the buffer option chosen.

Buffer at 10%, 15%, or 20%



With a 10%, 15%, or 20% buffer, your contract value is reduced by the amount of loss that exceeds the buffer percentage.

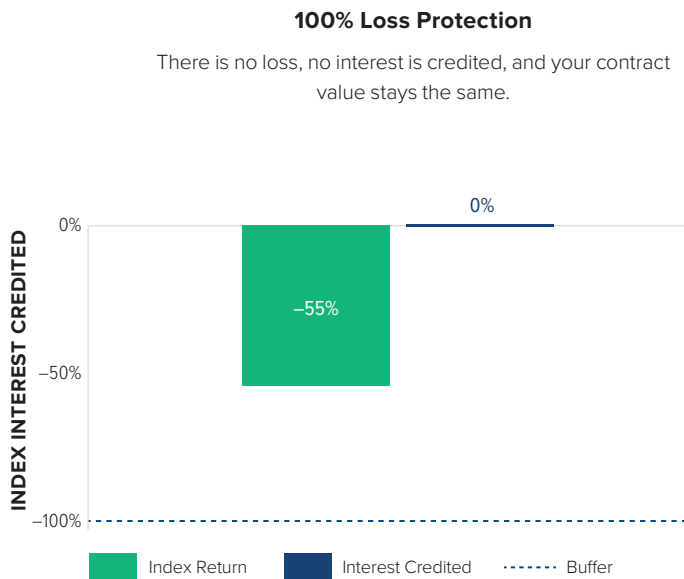
This hypothetical example assumes a 10% buffer.



Buffer at 100%



If you choose the 100% buffer where offered, if the index return is any negative number, there is no actual loss.



Unless you have chosen the 100% buffer, in a steep index loss situation, there is substantial risk of loss beyond the buffer.

Why Consider the Cap Rate Crediting Strategy?

The Cap Rate crediting strategy is designed to work well in rising or consistently high market scenarios. Talk to your financial professional about this crediting strategy if you:

- Want access to market-like gains but understand that the cap is the maximum interest that can be credited.
- Like having choices for protection that reflect how much risk you can tolerate. Lower levels of protection offer greater opportunities for growth.

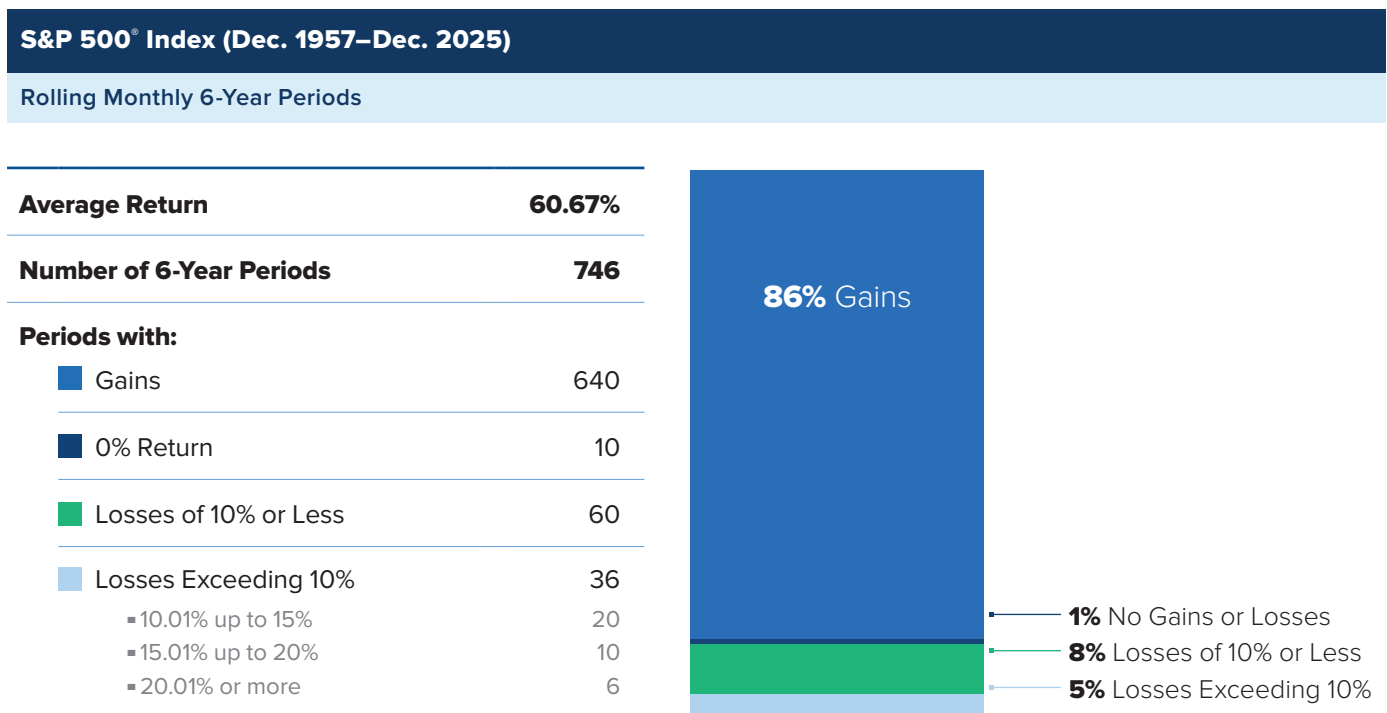
How Much Downside Protection Do You Actually Need?

The chart below shows historical returns for the S&P 500® index since its inception and might help with your planning decisions. Had you been invested in the S&P 500® index during this time:

With a 15% buffer: 97.9% of the rolling 6-year periods would have resulted in a 0% or higher return.

With a 20% buffer: 99.2% of the rolling 6-year periods would have resulted in a 0% or higher return.

With a 100% buffer: 100% of the rolling periods would have resulted in a 0% return or higher.



If returns were shown for rolling monthly 1-year periods, the impacts of the buffer would have been as follows:

- 10% buffer: 87% of the rolling periods would have resulted in a 0% or higher return.
- 15% buffer: 92.3% of the rolling periods would have resulted in a 0% or higher return.
- 100% buffer: 100% of the rolling periods would have resulted in a 0% or higher return.

Past performance does not guarantee future growth.

IMPORTANT DISCLOSURES: Annuities are long-term contracts designed for retirement. Annuity withdrawals and other distributions of taxable amounts, including death benefit payouts, will be subject to ordinary income tax. For nonqualified contracts, an additional 3.8% federal tax may apply on net investment income. If withdrawals and other distributions are taken prior to age 59½, an additional 10% federal income tax may apply. A withdrawal charge and a market value adjustment (MVA) also may apply. Withdrawals will reduce the contract value and the value of the death benefit, and also may reduce the value of any optional benefits.

In the absence of an owner making an election prior to the end of an index term, any contract value in an expiring 6-year term for an index-linked option will remain in its current allocation for the next 6-year term if the index-linked option is available and the market value adjustment (MVA) term is renewed. If the same 6-year option is not available, the value in an expiring 6-year term will be transferred to the corresponding 1-year term with the same index, crediting strategy and protection level. If a corresponding 1-year term is not available for that index-linked option, the index-linked option value will be transferred to the fixed account. If we do not receive transfer instructions prior to the end of an expiring 1-, 2-, or 3-year term, index-linked options will remain in their current allocations for the next term if the index-linked option is available. If unavailable, the index-linked options will be transferred to the fixed account. For all terms, the new term is subject to the crediting strategy rates declared for that term, which may be different than the crediting strategy rates in the expiring term. For current and historical crediting strategy rates, please contact your financial professional or visit PacificLifeRates.com.

An investment in a crediting strategy is subject to risks, including the possible loss of all or a significant portion of your principal investment and any credited contract earnings. This loss could be greater if you take a withdrawal or surrender your contract due to the imposition of withdrawal charges, a market value adjustment, if applicable, and possible negative tax consequences. The crediting strategy or protection level are not applied to the contract value until the end of the term. Before the end of a term, if the contract is surrendered or annuitized, a withdrawal is taken, or if the death benefit is paid, the transaction will reduce the interim value of the investment in that crediting option and could result in the loss of principal and previously credited contract earnings. Such losses could be as high as 100%. The interim value is the amount in the crediting option that is available for transactions that occur during the term, including full surrenders, withdrawals, free withdrawal amounts, and pre-authorized withdrawals, optional charges, guaranteed withdrawal amounts under the guaranteed lifetime withdrawal benefit, death benefit payments, and annuitization. The interim value could be less than the investment in the crediting strategy option even if the index is performing positively.

Not all products, crediting strategies, indexes, or optional benefits are available in all states or at all firms. All individuals selling this product must be licensed insurance agents.

Pacific Life, its affiliates, distributors, and respective representatives do not provide tax, accounting, or legal advice. Any taxpayer should seek advice based on the taxpayer's particular circumstances from an independent tax advisor or attorney.

Pacific Life is a product provider. It is not a fiduciary and therefore does not give advice or make recommendations regarding insurance or investment products.

This material is for informational purposes only and does not constitute investment advice or a recommendation.

This material must be preceded or accompanied by the product prospectus or summary prospectus, if available, each of which contains information about the contract's features, risks, limitations, charges, and expenses. You should read the prospectus, which is available from your financial professional or by visiting PacificLife.com/Prospectuses, and consider its information carefully before investing.

The S&P 500® index is a product of S&P Dow Jones Indices LLC or its affiliates ("SPDJ") and has been licensed for use by Pacific Life Insurance Company. S&P®, S&P 500®, SPX®, SPY®, US 500™, The 500™, iBoxx®, iTraxx®, and CDX® are trademarks of S&P Global, Inc., or its affiliates ("S&P"); Dow Jones® is a registered trademark of Dow Jones Trademark Holdings LLC ("Dow Jones"); and these trademarks have been licensed for use by SPDJ and sublicensed for certain purposes by Pacific Life. Pacific Life's product is not sponsored or sold by SPDJ, Dow Jones, S&P, their respective affiliates, and none of such parties make any representation regarding the advisability of investing in such product(s) nor do they have any liability for any errors, omissions, or interruptions of the S&P 500® index.

The Product and its MSCI EAFE Index-Linked Options referred to herein are not sponsored, endorsed, or promoted by MSCI, and MSCI bears no liability with respect to any such Products or any index on which such Products are based. The Policy Contract contains a more detailed description of the limited relationship MSCI has with Pacific Life Insurance Company and any related products. Invesco Capital Management LLC ("ICM") serves as sponsor of QQQ (the "Invesco ETF") and Invesco Distributors, Inc. ("IDI"), an affiliate of ICM serves as distributor for the Invesco ETF. The mark "Invesco" is the property of Invesco Holding Company Limited and is used under license. That trademark and the ability to offer a product based on the Invesco ETF(s) have been licensed for certain purposes by Pacific Life Insurance Company, and Pacific Life & Annuity Company (collectively, "Pacific Life"). Products offered by Pacific Life are not sponsored, endorsed, sold, or promoted by ICM or Invesco Holding Company Limited, and purchasers of such products do not acquire any interest in the Invesco ETF(s) nor enter into any relationship with ICM or its affiliates. ICM makes no representations or warranties, express or implied, to the owners of any products offered by Pacific Life. ICM has no obligation or liability for any errors, omissions, interruptions, or use of the Invesco ETF(s) or any data related thereto, or with the operation, marketing, trading, or sale of any products or services offered by Pacific Life.

Nasdaq®, Nasdaq-100 Index®, Nasdaq-100®, NDX®, QQQ®, are trademarks of Nasdaq, Inc. (which with its affiliates is referred to as the "Corporations") and are licensed for use by Invesco Distributors Inc. The Product(s) have not been passed on by the Corporations as to their legality or suitability. The Product(s) are not issued, endorsed, sold, or promoted by the Corporations. THE CORPORATIONS MAKE NO WARRANTIES AND BEAR NO LIABILITY WITH RESPECT TO THE PRODUCT(S).

The iShares Russell 2000 ETF is distributed by BlackRock Investments, LLC. iShares® and BlackRock®, and the corresponding logos, are registered trademarks of BlackRock, Inc. and its affiliates ("BlackRock") and are used under license. BlackRock has licensed certain trademarks and trade names of BlackRock to Pacific Life Insurance Company for certain purposes. Pacific Life Insurance Company's products and services are not sponsored, endorsed, sold, or promoted by BlackRock, and purchasers of such products do not acquire any interest in the iShares Russell 2000 ETF nor enter into any relationship of any kind with BlackRock. BlackRock makes no representations or warranties, express or implied, to the owners of any products offered by Pacific Life Insurance Company or any member of the public regarding the advisability of purchasing any product or service offered by Pacific Life Insurance Company. BlackRock has no obligation or liability for any errors, omissions, interruptions or use of the iShares Russell 2000 ETF or any data related thereto, or in connection with the operation, marketing, trading or sale of any Pacific Life Insurance Company product or service offered by Pacific Life Insurance Company.

The Product has been developed solely by Pacific Life. The Product is not in any way connected to or sponsored, endorsed, sold or promoted by the London Stock Exchange Group plc and its group undertakings (collectively, the "LSE Group"). FTSE Russell is a trading name of certain of the LSE Group companies. All rights in the Russell® 2000 Index (the "Index") vest in the relevant LSE Group company which owns the Index. Russell® is a trademark(s) of the relevant LSE Group company and is/are used by any other LSE Group company under license. The Index is calculated by or on behalf of Frank Russell Company or its affiliate, agent or partner. The LSE Group does not accept any liability whatsoever to any person arising out of (a) the use of, reliance on or any error in the Index or (b) investment in or operation of the Product. The LSE Group makes no claim, prediction, warranty or representation either as to the results to be obtained from the Product or the suitability of the Index for the purpose to which it is being put by Pacific Life.

The First Trust Growth Strength™ Net Fee Index ("FTIS Index") is a product of FT Indexing Solutions LLC ("FTIS"). FIRST TRUST® and FIRST TRUST GROWTH STRENGTH™ NET FEE INDEX are trademarks of First Trust Portfolios L.P. (collectively, with FTIS and their respective affiliates, "First Trust"). The foregoing index and trademarks have been licensed for use for certain purposes by Nasdaq and Pacific Life Insurance Company ("Pacific Life") in connection with the FTIS Index and the product. The daily performance of the FTIS Index is reduced by 0.65% per annum.

The Nasdaq U.S. Benchmark™ Index ("Nasdaq Index") is a product of Nasdaq, Inc. (which with its affiliates is referred to as "Nasdaq"). Nasdaq® and THE NASDAQ US BENCHMARK™ INDEX are trademarks of Nasdaq. The foregoing index and trademarks have been licensed for use for certain purposes by FTIS and Pacific Life in connection with the FTIS Index and the product. FTIS has contracted with Nasdaq, Inc. (which with its affiliates is referred to as "Nasdaq") to calculate and maintain the FTIS Index. Nasdaq does not guarantee the timeliness, accurateness, or completeness of the FTIS Index or any data or information relating thereto and shall have no liability in connection with the FTIS Index or any data or information relating thereto. The product is not issued, sponsored, endorsed, sold, recommended, or promoted by First Trust, Nasdaq, or their respective affiliates (collectively, the "Companies"). The Companies do not make any representation regarding the advisability of investing in the product or products based on the FTIS Index or Nasdaq Index, do not make any warranties or bear any liability with respect to such products, and do not make any warranties or bear any liability with respect to the product or another party's index.

We reserve the right to add or remove crediting strategies and indexes. We may change the crediting strategy rates and buffer rates subject to the stated guaranteed minimum or maximum rates. There is no guarantee that a particular crediting strategy or index will be available during the entire time that you own your annuity. A crediting strategy that is currently available may not be available for transfers from other crediting strategy options or reallocations of contract value into the same crediting strategy at the end of a term or may be closed to new contract issues. The 1-year S&P 500® with Cap and 10% Buffer index-linked option, in addition to the fixed account option, will always be available under your contract. With advance notice, we may discontinue, suspend or change offerings and contributions/transfers, or make other changes in contribution and transfer requirements and limitations.

Insurance product and rider guarantees, including optional benefits and any fixed crediting rates or annuity payout rates, are backed by the financial strength and claims-paying ability of the issuing insurance company. They are not backed by the independent third party from which this annuity is purchased, including the broker/dealer, by the insurance agency from which this annuity is purchased, or any affiliates of those entities, and none makes any representations or guarantees regarding the claims-paying ability of the issuing insurance company. Pacific Life Insurance Company is licensed to issue insurance products in all states except New York. Product/material availability and features may vary by state.

Securities are distributed by **Pacific Select Distributors, LLC** (member FINRA & SIPC), a subsidiary of Pacific Life Insurance Company.

The home office for Pacific Life Insurance Company is located in Omaha, Nebraska.

Contract Form Series: 10-1900

Rider Series: 20-1132, 20-1409, 20-1901, 20-1903

State variations to contract form series and rider series may apply.

6 of 6